



Universal

The new frame for aluminium, glass and wooden doors
Noul cadru pentru usi din aluminiu, sticla si lemn

www.ternoscorrevoli.com/universal



Universal

PATENTED

Universal is the innovative Terno Scorrevoli frame, designed for doors in glass, timber and aluminium. Clean lines, reduced encumbrances, high resistance. These are the main features of a product which allows today, thanks to totally renovated design, to meet the market demands of designers and architects.

Universa Scorrevoli, conceput pentru usi din sticla, cherestea si aluminiu. Linii curate, greutate redusa, rezistenta ridicata. Acestea sunt principalele caracteristici ale unui produs care permite astazi, datorita unui design total renovat, sa raspunda cerintelor pietei ale designerilor si arhitectilor.





Minimal and linear design

The vertical upright with reduced dimensions will decrease visibility of extruded. Lines will then result linear and clean. The gap, in the upper side of the door as in the bottom, has been reduced to the same of a standard swing door and no additional drilling or milling processes are required. The external cover of track, aligned with the door, will shape a continuous surface. All features contribute to lend the system to an essential, but pleasant design.

Design minimal si linear

Montatul vertical cu dimensiuni reduse va reduce vizibilitatea extrudatului. Liniile vor fi liniare si curate. Spatiul, atat in partea superioara a usii cat si in partea inferioara, a fost redus la acelasi nivel cu o usa batanta standard, inasa nu sunt necesare procese suplimentare de gaurire sau frezare. Masca exterioara sinei, aliniata cu usa, va forma o suprafata continua. Toate caracteristicile contribuie la un design esential, inasa placut.

“The new UNIVERSAL frame is the perfect answer to the requirements for an elegant, performant and high resistant product”

“Noul cadru UNIVERSAL este raspunsul perfect la cerintele unui produs de a fi elegant, performant si rezistent.”

The highest resistance


Tubular extruded profiles, metal joints, perfect grip, load-bearing connectors, bi-extruded gasket. All components contribute to grant the glass weight to be sustained by vertical uprights and horizontal crosstracks, halving the pressure of it.

Cea mai mare rezistenta

Profile tubulare extrudate, imbinari metalice, prindere perfecta, conectori portanti, garnitura bi-extrudata. Toate componentele contribuie sa asigure ca greutatea sticlei va fi sustinuta vertical de sinile transversale orizontale, injumatatind presiunea acesteia.







Versatility and resistance

The new frame's extruded profiles are tubular and are assembled by metal joints, without any additional drilling processing requirement. This allows to cut profiles to favourite size, without any drilling or milling process, always granting the perfect grip.

Versatilitate si rezistenta

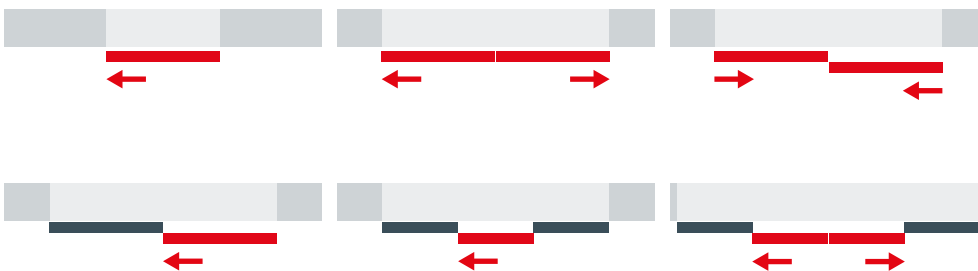
Profilele extrudate ale noului cadru sunt tubulare si sunt asamblate prin imbinari metalice, fara nicio cerinta suplimentara de perforare. Datorita acestui lucru profilele pot fi taiate la dimensiunile preferate, inasa fara necesitatea de perforare sau frezare, asigurand mereu o priza perfecta.

Extreme versatility of material and configurations

The 45 mm thickness allows to combine fixed aluminium panels to standard sliding wooden doors. New Universal frame basically allows multiple different configurations: from the single sliding door, to the sliding door combined with two or three fixed elements or panels, the double sliding doors with or without additional fixed elements.

Versatilitate extrema a materialului si configuratiilor

Grosimea de 45 mm permite combinarea panourilor fixe din aluminiu cu usile culisante standard din lemn. Noul cadru Universal permite multiple configuratii diferite: de la usa culisanta simpla, la usa culisanta combinata cu doua sau trei elemente fixe sau panouri, la usile culisante duble cu sau fara elemente fixe suplimentare.



Reduced vertical and horizontal gap

Into the horizontal crosstrack are inserted dustcover brushes, allowing to fill the gap either in the bottom, as in the upper side, towards the external cover. According to that, horizontal or vertical door's gap will result extremely reduced.

Spatiu vertical si orizontal redus

In sina orizontala sunt introduse perii antipraf, permitand umplerea spatiului fie in partea inferioara, fie in partea superioara, spre masca exterioara. Avand in vedere acest lucru, spatiul orizontal sau vertical al usii va fi extrem de redus.

Essential and modern design


Vertical upright has been designed with reduced dimensions in order to extremely limitate the visual impact of extruded profiles. The external cover of track, aligned with the door, will shape a continuous surface, pleasing to the eye. Profiles and accessories may also be realized in different finishings, from lighter to darker colours, as per latest design trends.

Design esential si modern

Montatul vertical a fost proiectat cu dimensiuni reduse pentru a limita cat mai mult impactul vizual al profilelor extrudate. Masca externa a sinelor, aliniata cu usa, va forma o suprafata continua, placuta vizual. Profilele si accesoriile pot fi, de asemenea, realizate in diferite finisaje, de la culori mai deschise la culori mai inchise, conform ultimelor tendinte in design.



Installation in every context

Universal frame may be combined with two of bracket series already existing in Terno Scorrevoli range: **Eclettica** and **Evolution**. In combination with lateral automatic clipping bracket **Eclettica**, the new frame may be fixed on the wall, directly to the ceiling or to counterceiling. The external cover has been designed to be totally aligned to the handle, in order to shape a continuous surface to reduce as much as possible horizontal gap. Instead, combining **Universal** frame to invisible **Evolution** bracket, it is possible to perform any possible installation option, from wall to ceiling fixing, with the benefit of having a complete closure of upper horizontal gap, given that the door will be positioned in the middle of the crawlspace between the two external covers, closing the upper gap at 100% and keeping sliding elements totally hidden.



Montare in orice context

Cadru **Universal** poate fi combinat cu doua serii de sisteme deja existente in gama Terno Scorrevoli: **Eclettica** si **Evolution**. In combinatie cu suportul de prindere automata laterala **Eclettica**, noul cadru poate fi fixat pe perete, direct pe tavan sau pe tavan fals. Masca externa a fost proiectata pentru a fi aliniata total cu manerul, pentru a modela o suprafata continua si pentru a reduce cat mai mult spatiul orizontal. In schimb, combinand cadrul Universal cu suportul invizibil Evolution, se poate realiza orice varianta de instalare posibila, de la fixarea pe perete pana la tavan, cu beneficiul de a avea o inchidere completa a statiului orizontal superior, avand in vedere ca usa va fi pozitionata la mijlocul spatiului dintre cele doua masti exterioare, inchizand spatiul superior la 100% si pastrand elementele de alunecare total ascunse.



Dedicated to monolithic and laminated glass

Thanks to innovative extruded profiles, **Universal** frame results to be highly resistant. Furthermore, it has been realized an innovative bi-extruded gasket which allows an optimal grip of glass. The bi-extruded gasket will allow to use monolithic and laminated glasses from 5 up to 8,5 mm thickness.

Special pentru sticla monolitica si laminata


Datorita profilelor extrudate inovatoare, cadrul **Universal** este foarte rezistent. In plus, a fost realizata o garnitura inovatoare bi-extrudata care permite o prindere optima a sticlei. Garnitura bi-extrudată va permite utilizarea sticlelor monolitice si laminate de la 5 pana la 8,5 mm grosime.

Load-bearing crosstracks


The metal joint connector which hold the crosstrack it is not acting only as a divider, but it also has a load-bearing function, in order to uniformly distribute the glass weight along vertical uprights and horizontal crosstracks, halving the pressure of it and allowing to realize larger surfaces.

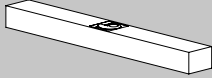








Traverse portante

Conectorul metalic de imbinare care sustine traversa nu actioneaza doar ca separator, ci are o functie de rezistenta pentru a distribui uniform greutatea sticlei pe intrega suprafata a sinelor transversale inumatand presiunea asupra sa, permitand realizarea unor suprafete mai mari.



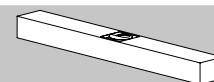
Tracks / Sine		ALUMINIUM FINISHES CODES / CODURI FINISAJE ALUMINIU			
CODE / COD		FINISH COLOR / CULORI FINISAJE			
8 01 0.0		01	A	Anodized Silver / Argint anodizat	STANDARD
8 02 0.0		02	AS	Brushed Anodized Silver / Argint anodizat periat	
8 13 0.0		13	E3S	Brushed Anodized Dark Brown / Maro inchis anodizat periat	SPECIAL
8 15 0.0		15	NS	Brushed Anodized Black / Negru anodizat periat	
8 17 0.0		17	NKS	Brushed Anodized Nickel / Nichel anodizat periat	

Tracks / Sine		PLASTIC FINISHES CODES / CODURI FINISAJE PLASTIC			
CODE / COD		FINISH COLOR / COLORE FINITURA			
8 23 0.0		23	GR	Gray / Gri	STANDARD

Universal		COMPLETE BOX KIT / CUTIE KIT COMPLET		
K Complete kit / Kit complet				
0421		Kit Universal + Evolution (Aluminium / Aluminiu)		
0422		Kit Universal + Evolution (Fix Aluminium Door / Usa fixa din aluminiu)		
0423		Kit Universal + Eclettica (Aluminium / Aluminiu)		
0424		Kit Universal + Eclettica (Fix Aluminium Door / Usa fixa din aluminiu)		
0425		Kit Universal + Evolution (Wood / Lemn)		
0426		Kit Universal + Evolution (Fix Wooden Door / Usa fixa din lemn)		
0427		Kit Universal + Eclettica (Wood / Lemn)		
0428		Kit Universal + Eclettica (Fix Wooden Door / Usa fixa din lemn)		
		0	N.2 Standard stoppers N.2 Opritoare standard	
		1	N.2 Fluid dampers N.2 Amortizoare Fluid Eclettica	
		2	N.2 Fluid dampers N.2 Amortizoare Fluid Evolution	
		0	Multi measurement Masuratoare multipla	
		1	2200x1000 mm	
		2	2600x1200 mm	
		3	3000x1500 mm	
		4	W = 1000 mm	
		5	W = 1200 mm	
		6	W = 1500 mm	
		02	Brushed Anodized Silver Argint anodizat periat	
		13	Brushed Anodized Dark Brown Maro inchis anodizat periat	
		15	Brushed Anodized Black Negru anodizat periat	
		17	Brushed Anodized Nickel Nichel anodizat periat	

Universal

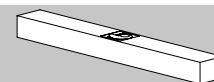
COMPLETE BOX KIT / CUTIE KIT COMPLET



F	Bundle / Pachet
	0426 Universal + Evolution (Track / Sina)
	0427 Universal + Eclettica (Track / Sina)
	5 W – Wall / Perete
	7 C – Ceiling / Tavan
	8 C2 – Ceiling (Double) / Tavan (Dublu)
	1 L = 2000 mm
	2 L = 2400 mm
	3 L = 3000 mm
	02 Brushed Anodized Silver / Argint anodizat periat
	13 Brushed Anodized Dark Brown / Maro inchis anodizat periat
	15 Brushed Anodized Black / Negru anodizat periat
	17 Brushed Anodized Nickel / Nichel anodizat periat

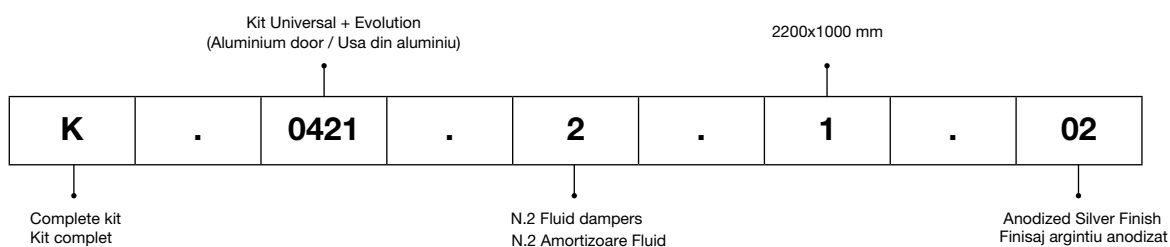
Universal Optional

COMPLETE BOX KIT / CUTIE KIT COMPLET



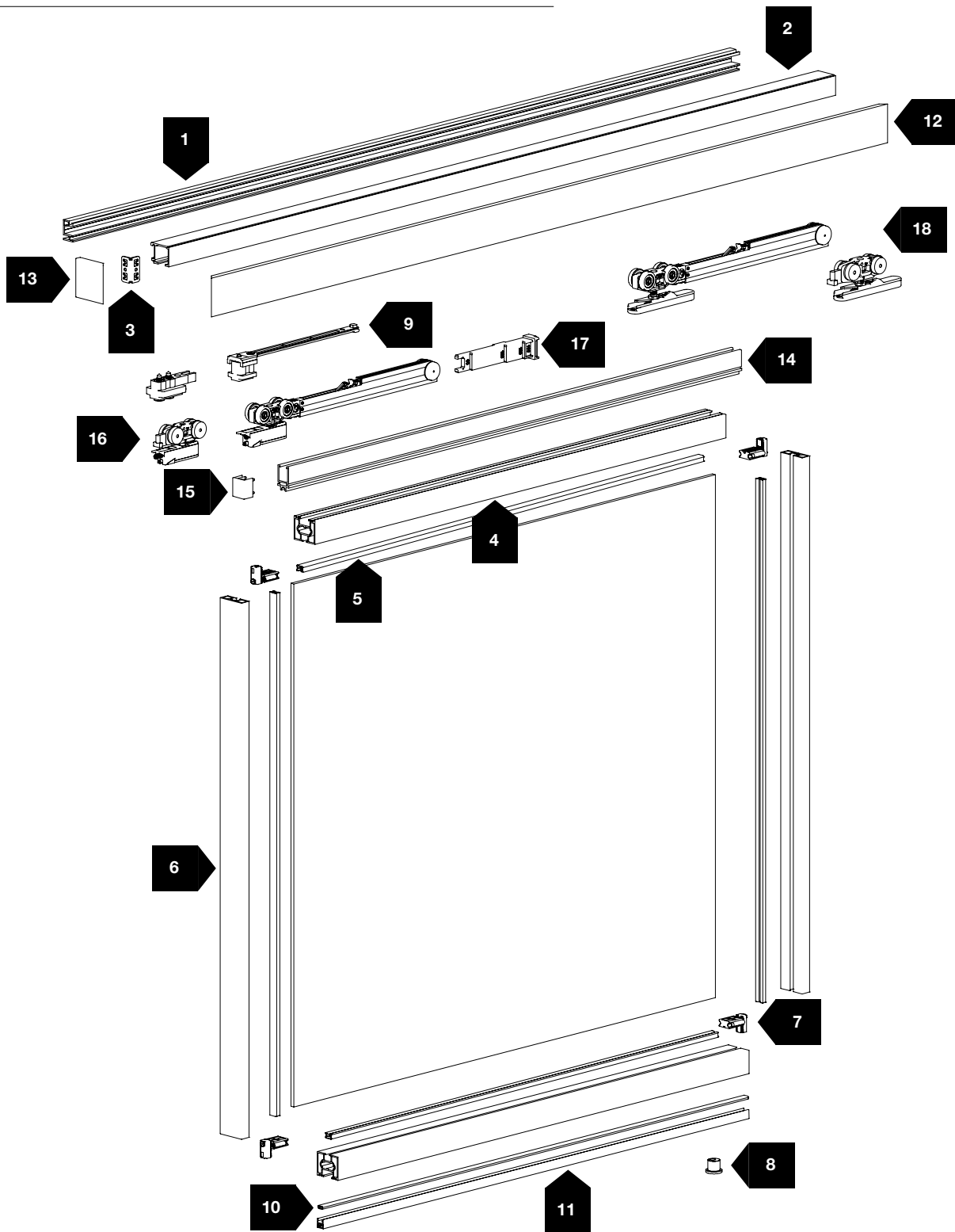
C.0420	Complete handle kit / Kit complet de maner
B.0425	Complete load-bearing crosstrack kit / Kit complet de traverse portante
B.0428	Complete adjustable closing jamb kit / Kit complet reglabil pentru tocul usii
	A Accessories / Accesorii
	0 120 mm
	1 1000 mm
	2 1200 mm
	3 1500 mm
	4 2200 mm
	5 2600 mm
	6 3000 mm
	02 Brushed Anodized Silver / Argint anodizat periat
	13 Brushed Anodized Dark Brown / Maro inchis anodizat periat
	15 Brushed Anodized Black / Negru anodizat periat
	17 Brushed Anodized Nickel / Nichel anodizat periat

EXAMPLE / EXEMPLU



Universal

The new frame for aluminium, glass and wooden doors
 Noul cadru pentru usi din aluminiu, sticla si lemn



770 mm ÷ 1500 mm



Max 3000 mm



Max 80 kg

COLORS / CULORI



Brushed Anodized
Silver
Argint anodizat
periat



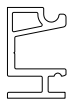
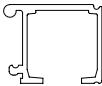


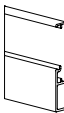
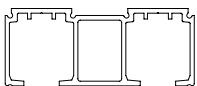
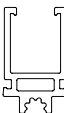


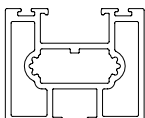


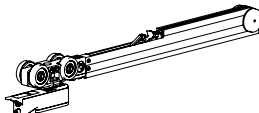

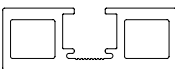
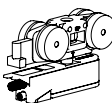
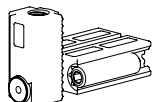
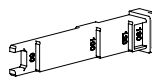

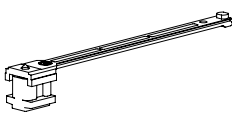


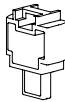
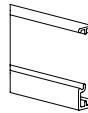
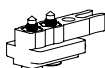
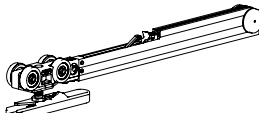



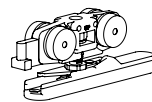
Brushed Anodized
Nickel
Nichel anodizat
periat



Brushed Anodized
Dark Brown
Maro inchis
anodizat periat



Brushed Anodized
Black
Negru anodizat
periat

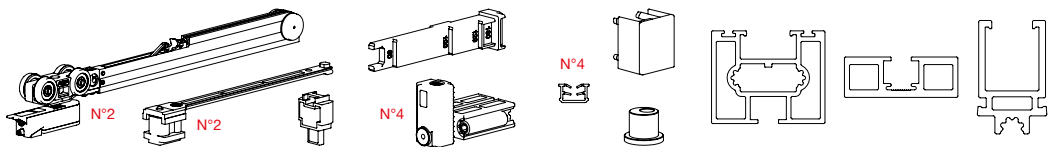
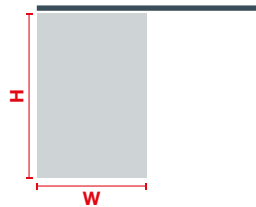
N°			kg		N°			kg	
1	1710		-		EVOLUTION				
2	1700		-		12	2764		-	
	1280		-		13	2764/2		-	
	1560		-		14	2763		-	
3	2756		-			2753		-	
4	2762		-		15	2767		-	
5	2751		-		16	3362-80		80	
6	2761		-			2363/T		80	
7	2765		-		17	2353		-	
8	1577		-		ECELTICA				
9	3354		-		12	2755		-	
	3347		-		13	2755/2		-	
	84		-		18	3382-80_DX		80	
266		-		3382-80_SX		80			
11	1738		-			83/T		80	

Universal

The new frame for aluminium, glass and wooden doors
 Noul cadru pentru usi din aluminiu, sticla si lemn

EVOLUTION

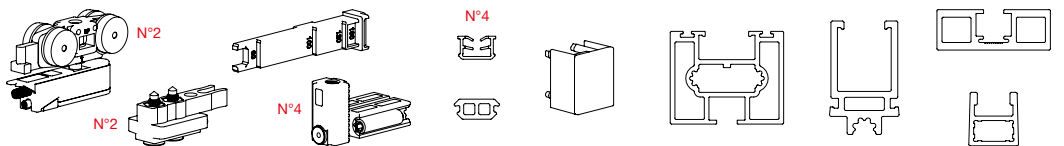
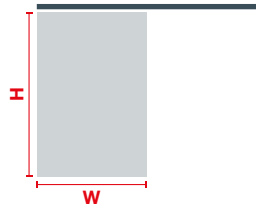
COMPLETE KIT (FOR ONE SLIDING ALUMINIUM DOOR)
 KIT COMPLET (PENTRU O USA CULISANTA DIN ALUMINIU)



W	H			CODE	AS	NKS	E3S	NS	
1000 mm	2200 mm	EVOLUTION	80 kg	K.0421.2.1	.02	.17	.13	.15	1x
1200 mm	2600 mm			K.0421.2.2	.02	.17	.13	.15	1x
1500 mm	3000 mm			K.0421.2.3	.02	.17	.13	.15	1x

EVOLUTION

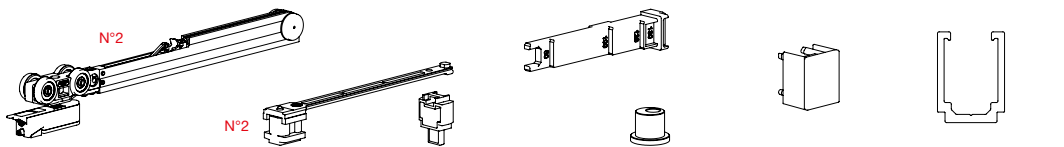

COMPLETE KIT (FOR ONE FIX ALUMINIUM DOOR)
 KIT COMPLET (PENTRU O USA FIXA DIN ALUMINIU)



W	H			CODE	AS	NKS	E3S	NS	
1000 mm	2200 mm	EVOLUTION	80 kg	K.0422.0.1	.02	.17	.13	.15	1x
1200 mm	2600 mm			K.0422.0.2	.02	.17	.13	.15	1x
1500 mm	3000 mm			K.0422.0.3	.02	.17	.13	.15	1x

EVOLUTION

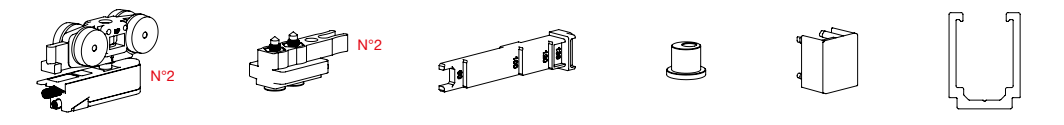

COMPLETE KIT (FOR ONE SLIDING WOODEN DOOR)
 KIT COMPLET (PENTRU O USA CULISANTA DIN LEMN)



W			CODE	AS	NKS	E3S	NS	
1000 mm	EVOLUTION	80 kg	K.0425.2.4	.02	.17	.13	.15	1x
1200 mm			K.0425.2.5	.02	.17	.13	.15	1x
1500 mm			K.0425.2.6	.02	.17	.13	.15	1x

EVOLUTION

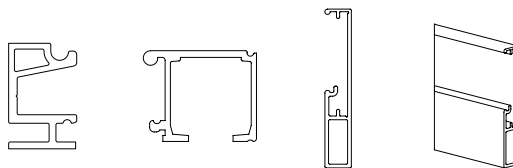
COMPLETE KIT (FOR ONE FIX WOODEN DOOR)
 KIT COMPLET (PENTRU O USA FIXA DIN LEMN)




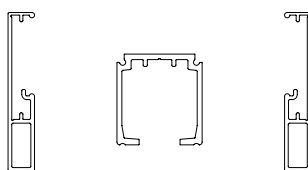
W			CODE	AS	NKS	E3S	NS	
1000 mm	EVOLUTION	80 kg	K.0426.0.4	.02	.17	.13	.15	1x
1200 mm			K.0426.0.5	.02	.17	.13	.15	1x
1500 mm			K.0426.0.6	.02	.17	.13	.15	1x


TRACKS BY TYPE OF PLACEMENT
SINE IN FUNCTIE DE MODUL DE AMPLASARE

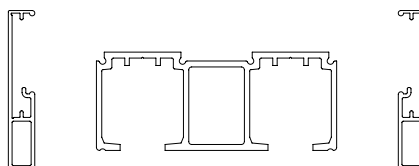
EVOLUTION




L	PLACEMENT / AMPLASARE	CODE	COLOURS / CULORI				
			AS	NKS	E3S	NS	
2000 mm	WALL / PERETE	F.0426.5.1 <input type="text"/>	.02	.17	.13	.15	1x
2400 mm		F.0426.5.2 <input type="text"/>	.02	.17	.13	.15	1x
3000 mm		F.0426.5.3 <input type="text"/>	.02	.17	.13	.15	1x



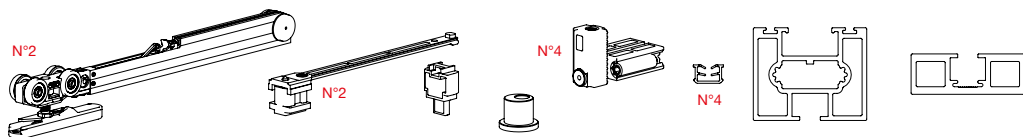
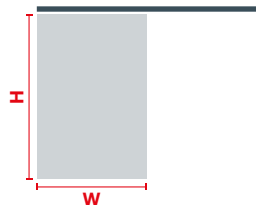
L	PLACEMENT / AMPLASARE	CODE	COLOURS / CULORI				
			AS	NKS	E3S	NS	
2000 mm	CEILING / TAVAN	F.0426.7.1 <input type="text"/>	.02	.17	.13	.15	1x
2400 mm		F.0426.7.2 <input type="text"/>	.02	.17	.13	.15	1x
3000 mm		F.0426.7.3 <input type="text"/>	.02	.17	.13	.15	1x



L	PLACEMENT / AMPLASARE	CODE	COLOURS / CULORI				
			AS	NKS	E3S	NS	
2000 mm	CEILING / TAVAN	F.0426.8.1 <input type="text"/>	.02	.17	.13	.15	1x
2400 mm		F.0426.8.2 <input type="text"/>	.02	.17	.13	.15	1x
3000 mm		F.0426.8.3 <input type="text"/>	.02	.17	.13	.15	1x

ECLETTICA

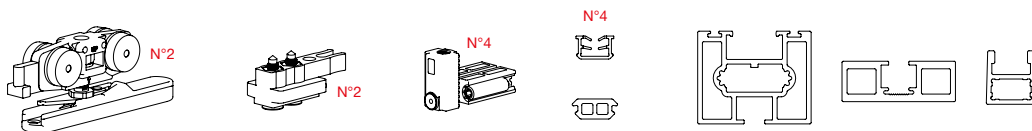
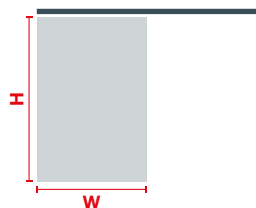
COMPLETE KIT (FOR ONE SLIDING ALUMINIUM DOOR)
 KIT COMPLET (PENTRU O USA CULISANTA DIN ALUMINIU)



W	H	ECL	WGT	CODE	COLOURS / CULORI					MIN
					AS	NKS	GRFS	E3S	NS	
1000 mm	2200 mm	ECL	80 kg	K.0423.1.1	.02	.17	.25	.13	.15	1x
1200 mm	2600 mm			K.0423.1.2	.02	.17	.25	.13	.15	1x
1500 mm	3000 mm			K.0423.1.3	.02	.17	.25	.13	.15	1x

ECLETTICA

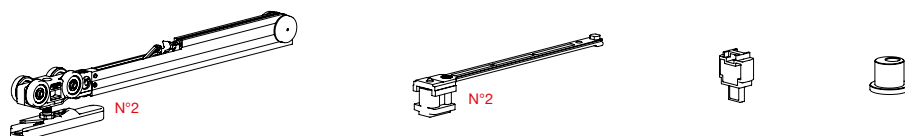
COMPLETE KIT (FOR ONE FIX ALUMINIUM DOOR)
 KIT COMPLET (PENTRU O USA FIXA DIN ALUMINIU)



W	H	ECL	WGT	CODE	COLOURS / CULORI					MIN
					AS	NKS	GRFS	E3S	NS	
1000 mm	2200 mm	ECL	80 kg	K.0424.0.1	.02	.17	.25	.13	.15	1x
1200 mm	2600 mm			K.0424.0.2	.02	.17	.25	.13	.15	1x
1500 mm	3000 mm			K.0424.0.3	.02	.17	.25	.13	.15	1x

ECLETTICA

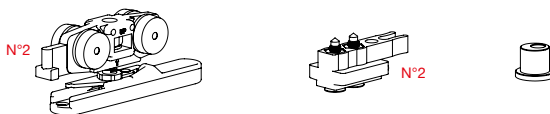
COMPLETE KIT (FOR ONE SLIDING WOODEN DOOR)
 KIT COMPLET (PENTRU O USA CULISANTA DIN LEMN)



ECL	WGT	CODE	MIN
ECL	80 kg	K.0427.1.0	1x

ECLETTICA

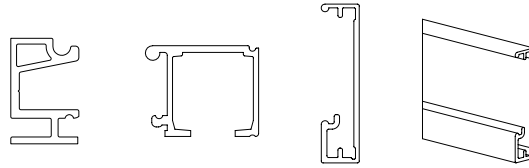
COMPLETE KIT (FOR ONE FIX WOODEN DOOR)
 KIT COMPLET (PENTRU O USA FIXA DIN LEMN)



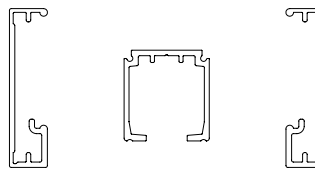
ECL	WGT	CODE	MIN
ECL	80 kg	K.0428.0.0	1x

TRACKS BY TYPE OF PLACEMENT
 SINE IN FUNCTIE DE AMPLASARE

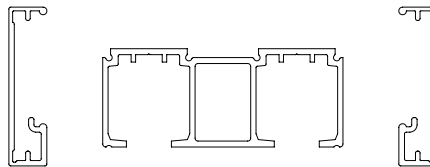
ECLETTICA



L	PLACEMENT / AMPLASARE	CODE	COLOURS / CULORI					MIN
			AS	NKS	GRFS	E3S	NS	
2000 mm	WALL / PERETE	F.0427.5.1	.02	.17	.25	.13	.15	1x
2400 mm		F.0427.5.2	.02	.17	.25	.13	.15	1x
3000 mm		F.0427.5.3	.02	.17	.25	.13	.15	1x



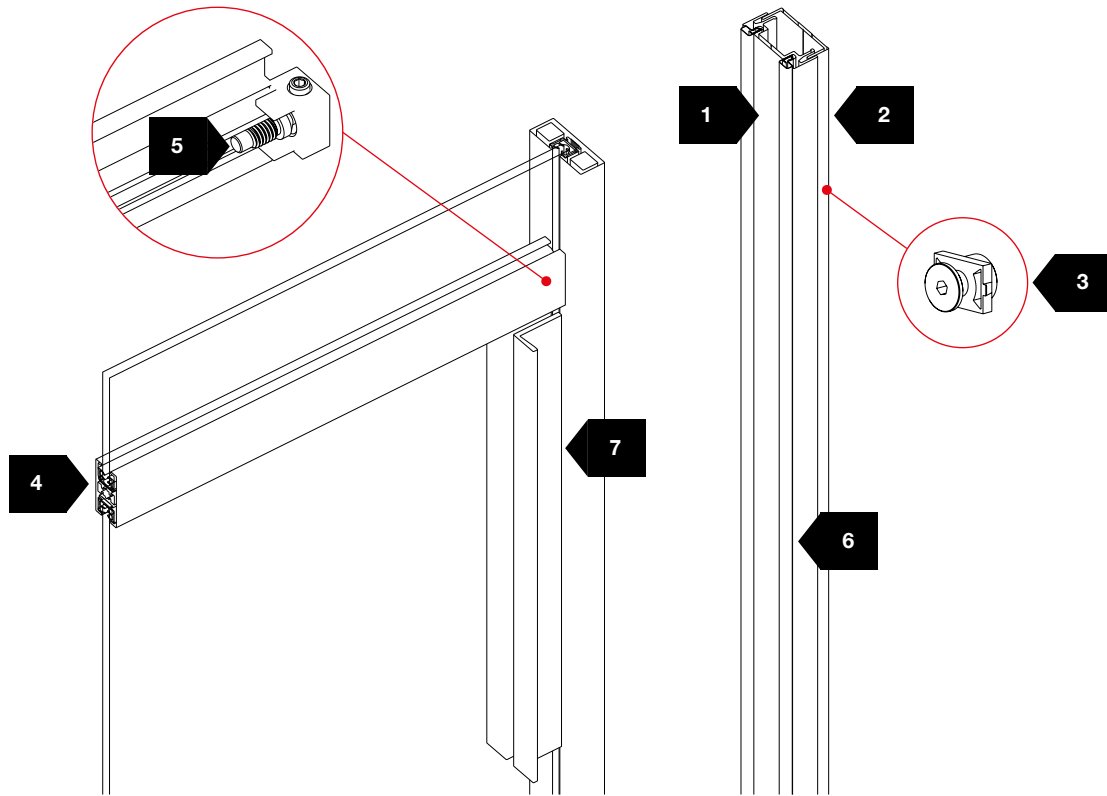
L	PLACEMENT / AMPLASARE	CODE	COLOURS / CULORI					MIN
			AS	NKS	GRFS	E3S	NS	
2000 mm	CEILING / TAVAN	F.0427.7.1	.02	.17	.25	.13	.15	1x
2400 mm		F.0427.7.2	.02	.17	.25	.13	.15	1x
3000 mm		F.0427.7.3	.02	.17	.25	.13	.15	1x



L	PLACEMENT / FIXARE	CODE	COLOURS / CULORI					MIN
			AS	NKS	GRFS	E3S	NS	
2000 mm	CEILING / TAVAN	F.0427.8.1	.02	.17	.25	.13	.15	1x
2400 mm		F.0427.8.2	.02	.17	.25	.13	.15	1x
3000 mm		F.0427.8.3	.02	.17	.25	.13	.15	1x

Universal

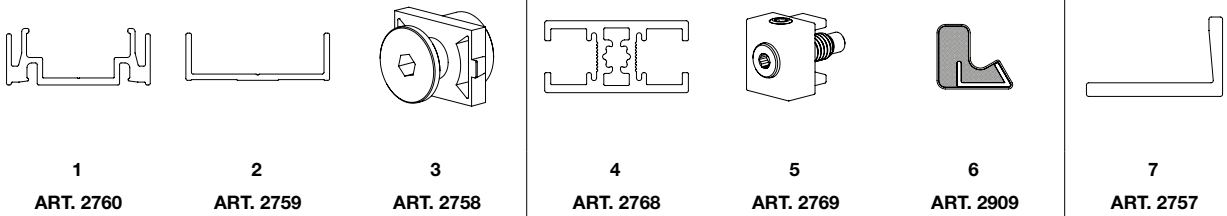
The new frame for aluminium, glass and wooden doors
 Noul cadru pentru usi din aluminiu, sticla si lemn



ADJUSTABLE CLOSING JAMB SISTEM DE INCHIDERE REGLABIL

CROSTRACK TRAVERSE

HANDLE MANER



1
 ART. 2760

2
 ART. 2759

3
 ART. 2758

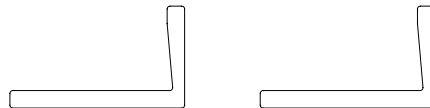
4
 ART. 2768

5
 ART. 2769

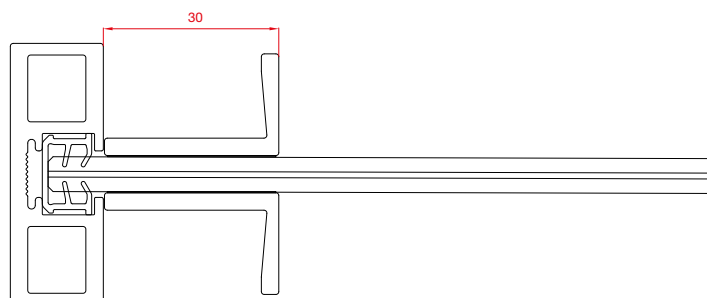
6
 ART. 2909

7
 ART. 2757

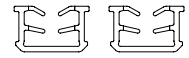
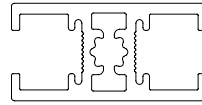
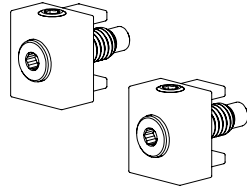

COMPLETE KIT (FOR DOOR HANDLE) KIT COMPLET (PENTRU MANER DE USA)



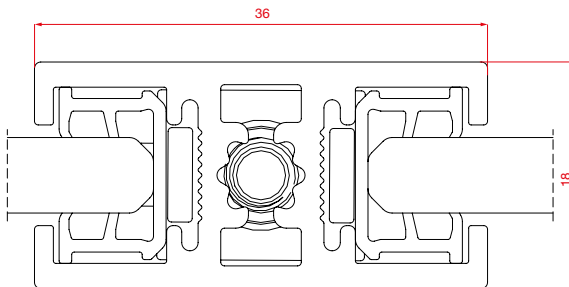
CODE	COLOURS / CULORI					MIN
	AS	NKS	GRFS	E3S	NS	
C.0420.A.0 <input type="text"/>	<input type="text" value=".02"/>	<input type="text" value=".17"/>	<input type="text" value=".25"/>	<input type="text" value=".13"/>	<input type="text" value=".15"/>	-



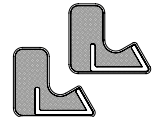
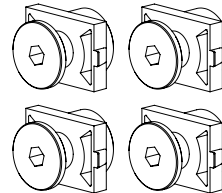
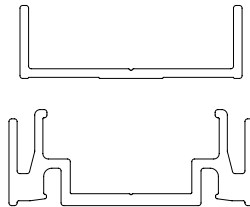
COMPLETE KIT (FOR LOAD-BEARING CROSSTRACKS)
KIT COMPLET (PENTRU TRAVERSE PORTANTE)



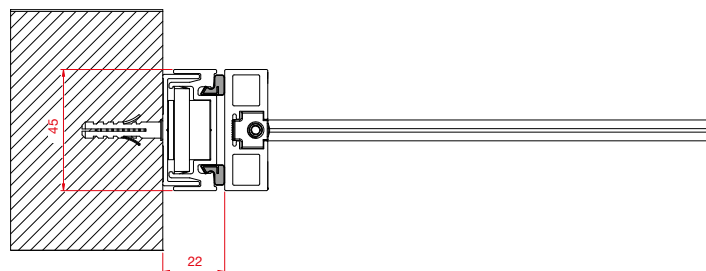
W		CODE	COLOURS / CULORI					
			AS	NKS	GRFS	E3S	NS	
1000 mm	80 kg	B.0425.A.1	.02	.17	.25	.13	.15	—
1200 mm		B.0425.A.2	.02	.17	.25	.13	.15	—
1500 mm		B.0425.A.3	.02	.17	.25	.13	.15	—



COMPLETE KIT (FOR ONE ADJUSTABLE CLOSING JAMB)
KIT COMPLET (PENTRU UN TOC REGLABIL)

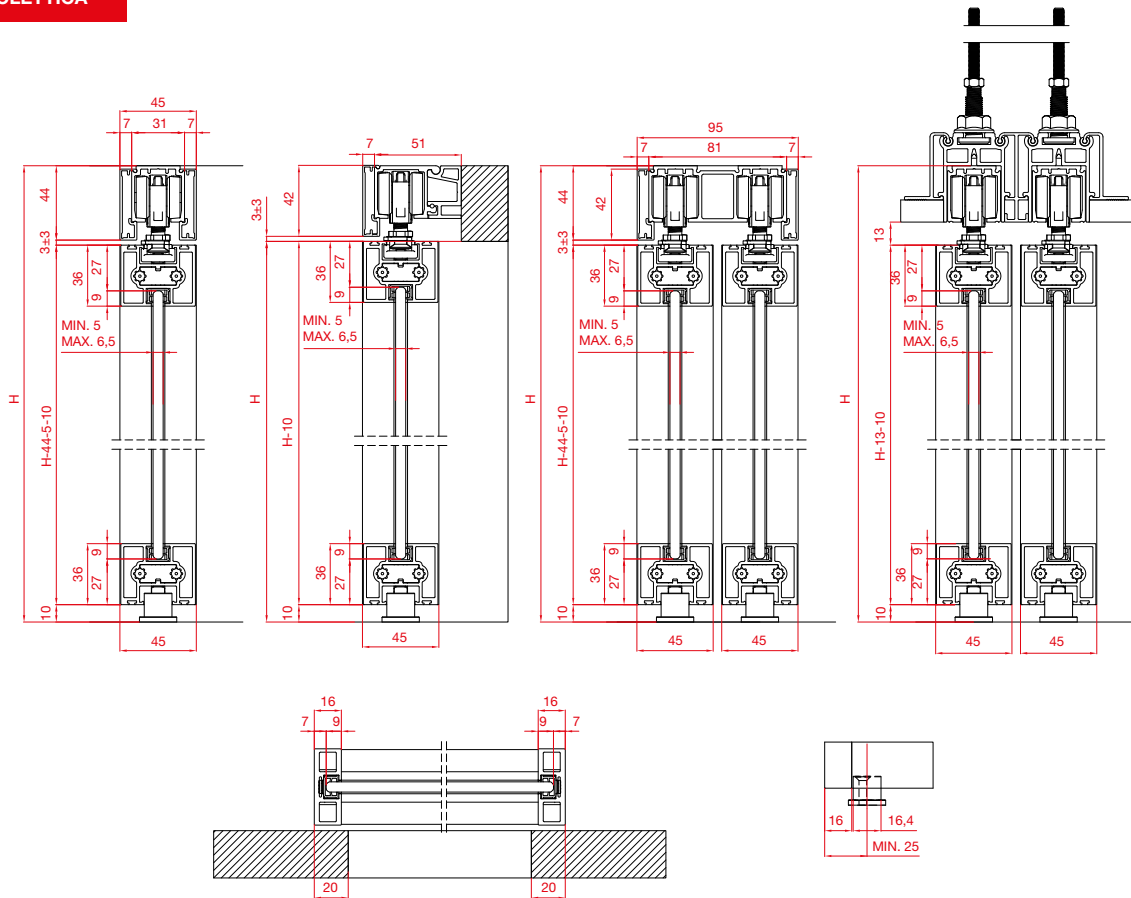


H		CODE	COLOURS / CULORI					
			AS	NKS	GRFS	E3S	NS	
2200 mm	80 kg	B.0428.A.4	.02	.17	.25	.13	.15	—
2600 mm		B.0428.A.5	.02	.17	.25	.13	.15	—
3000 mm		B.0428.A.6	.02	.17	.25	.13	.15	—

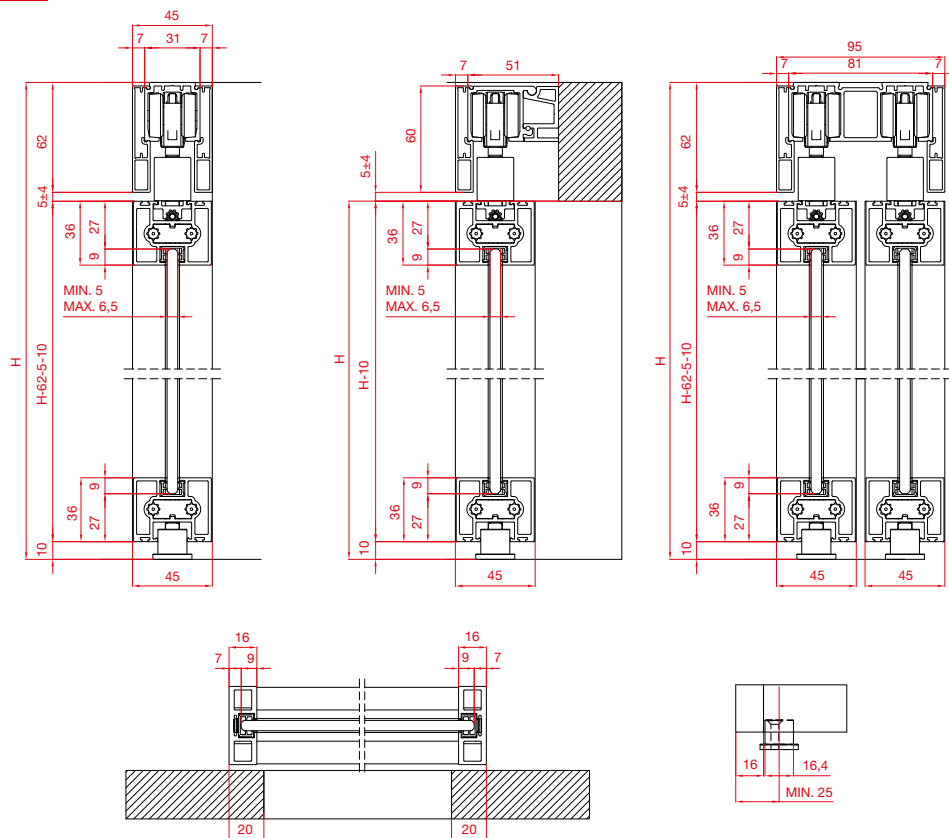


MEASUREMENTS DESCRIPTION / DESCRIERE MASURATORI

ECLETTICA



EVOLUTION





Terno Scorrevoli S.p.A.

**Via Ravenna, 4 - 20814 Varedo (MB) ITALY
Phone +39 0362 543001 - Fax +39 0362 582290**

**terno@ternoscorrevoli.com
www.ternoscorrevoli.com**